





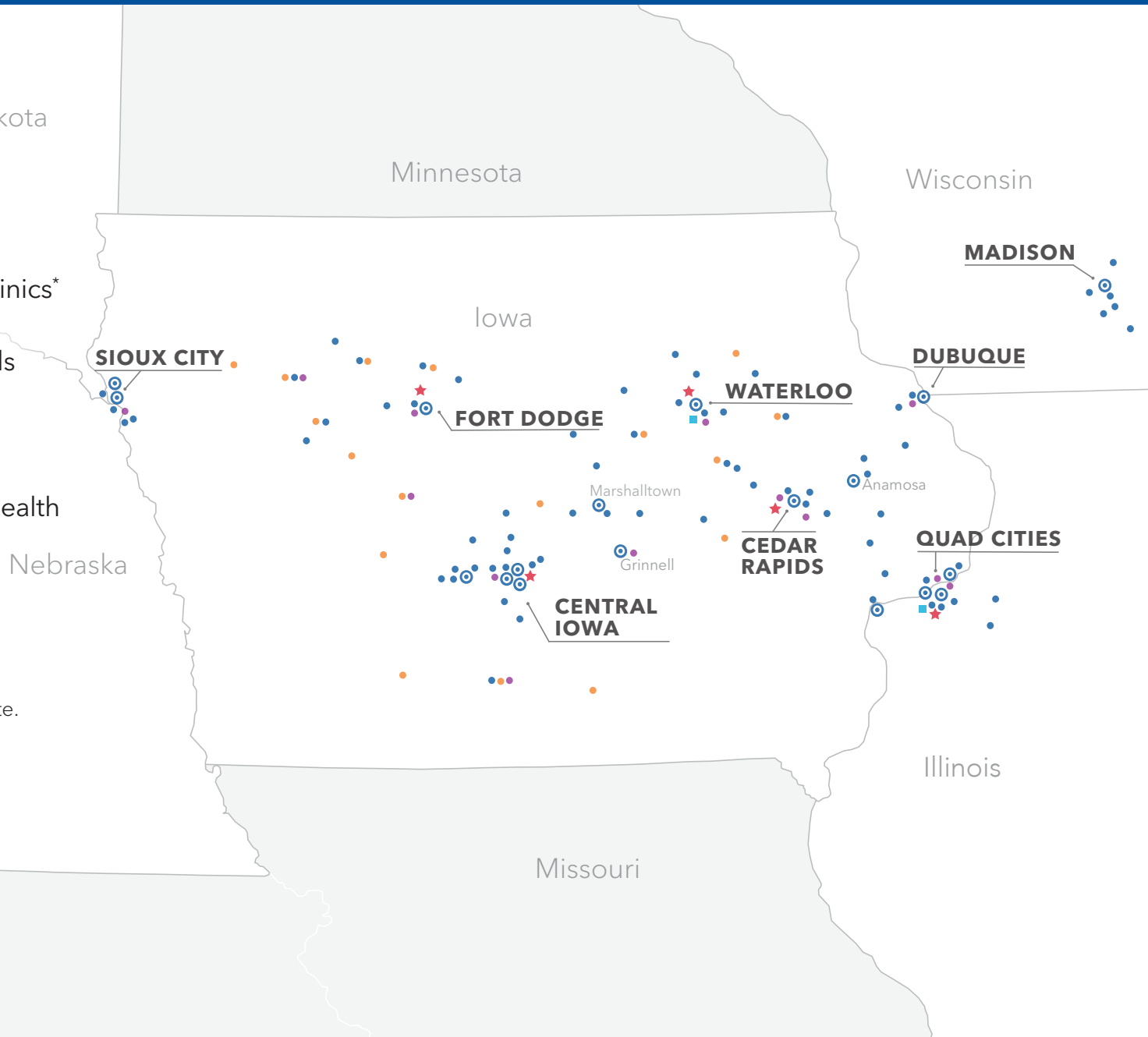


# UnityPoint Health System Map

-  **18** Regional Hospitals
-  Communities served by **420+** Clinics\*
-  **17** Community Network Hospitals
-  **13** Home Care Areas of Service
-  **5** Affiliated Community Mental Health Centers
-  **2** Accredited UnityPoint Health Colleges

\*Clinic is defined as a physical address and suite.



# UnityPoint Health System Profile

People – they're our sweet spot. They're what we care about most and why we do what we do.

UnityPoint Health is one of the nation's most integrated health systems, providing care to both metropolitan and rural communities across the Midwest.

**Mission:** Improve the health of the people and communities we serve

**Vision:** Best outcome, every patient, every time®

Becker's Hospital Review included UnityPoint Health on their 2022-2025 lists of "150 Top Places to Work in Healthcare." This recognition reinforces our commitment to fostering an environment where everyone feels valued, welcomed and empowered to do their best work.



[unitypoint.org](http://unitypoint.org)



**18** Regional Hospitals

**420+** Clinics serving our communities<sup>#</sup>

**17** Community Network Hospitals

**13** Home Care Areas of Service

**5** Affiliated Community Mental Health Centers

**2** Accredited UnityPoint Health Colleges



**31,707** Team members

**1,140** Staff/Employed physicians

**11,531** Nursing-related roles

**2,745** Volunteers



**\$5.4B** Total revenue



**\$387.7** Community impact\*

Service area of **2,700,718** people

**245,198** ACO covered lives<sup>+</sup>



**1,362,919** Patients seen across our clinic, home care and hospital settings

**1,069,814** Unique patients seen in clinics

**776,342** Unique patients seen in hospitals

**15,576** Unique patients seen in home care



**18,669** Births



**80,186** Surgeries

**8,544,580** Total patient visits

**4,876,469** Clinic visits

**3,213,541** Hospital visits  
(outpatient and inpatient)

**454,570** Emergency visits

**322,631** Home health visits

**232,115** Home care

**77,225** Home hospice

**13,291** Pediatrics



Statistics (outside of facility counts, team members, staff/employed physicians and nursing related roles which are updated at time of publishing) are based on 2024. Does not include Medicaid MCOs or Medicare Advantage ACOs # Clinic is defined as a physical address and suite.

+ Does not include Medicaid MCOs or Medicare Advantage ACOs

# Clinic is defined as a physical address and suite.

\* Community Impact is calculated for the 2023 calendar year

Updated January 2026

Copyright © 2026 UnityPoint Health. All Rights Reserved. ® SM trademarks of UnityPoint Health.

000022a-35 1/26 CS